


HANDWRITING

Below is a copy of the handwriting script which we use at Village Infant School. Many of the letters have flicks on the end to help the children move onto joined script later. Please use this script when writing with your child, starting at the dot, and following the instructions. **ONLY USE CAPITAL LETTERS AT THE BEGINNING OF A NAME.**




around, up,
down and flick down, up
and around around around, up,
down and flick across and
around around, down,
flick and a line
across



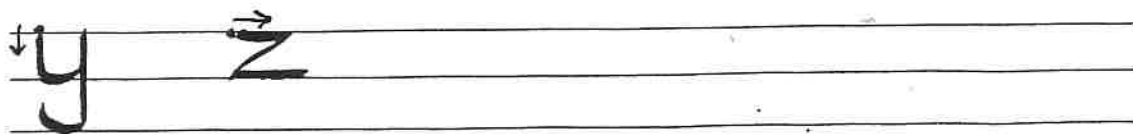
around, down,
and a curly tail down, up
over and
flick down and
flick with a
dot on the top down with a
curly tail, and a
dot on the top down, up,
around, over
and flick



down, up,
over, and over,
and flick down, up,
over and
flick all the way
round down, up
and
around around,
down
and flick down, up and
over (a little
way)



around
and
around down, flick
and a line
across down, around,
up down and
flick down, and
up down, up
down, up down, and down



down,
around, up,
down, and a
curly tail across,
down,
across