

# Phonics in Reception



# What is Phonics?

- Phonics is the method used to teach reading in schools.
- Children learn how a letter, or a group of letters, make one sound.

eg 't' as in tap                      'ai' as in rain

- Then children learn to blend the sounds to read a word

eg t-a-p tap                      r-ai-n rain

# Learning Letter Sounds

Sounds are not taught in alphabetical order, they are taught in the order best suited to begin blending sounds for reading.

Phase 2 – learning each letter by its sound not its name

s a t p i n
























m d g o c k

ck e u r

h b f,ff l,ll ss



# My phase 2 sound mat

a 	b 	c 	ck 	d 	e 	f 	ff 
g 	h 	i 	k 	l 	ll 	m 	n 
o 	p 	r 	s 	ss 	t 	u 	



# Blending Sounds Together to Read Words

Once children can recognise some letter sounds they are taught to read simple words by blending the sounds together to make a word

eg s-a-t sat

## How to blend

Point under each letter as you say the sound (sound talk), then run your finger under the whole word, from left to right, as you say the whole word (blend)

# Blending Sounds to Read Words

s a t p i n

in

at

is

it

sat

tap

pit

nip

tip

pat

san

tis

# Spelling Simple Words

When children are confident recognising and forming the letter sounds they can begin to use them to spell simple words.



# Learning More Complex Sounds

Once the children have learnt the more straightforward letter sound relationships, they learn to recognise groups of letters that make one sound

(2 letters that make one sound is a digraph)

(3 letters that make one sound is a trigraph)

## Phase 3 – learning sounds made by 2 or more letters

eg 'sh' as in **sh**op, **sh**ip, **sh**ee**p**

'ar' as in **car**, **farm**, **park**

'igh' as in **high**, **night**, **light**



# Tricky Words

There are some key words that cannot be sounded out. When reading these tricky words your child should learn to read the whole word fluently.

Some early key words that should be learnt as a whole word and not sounded out are:

I my me we he she no go the to  
said here come you was they are

# Helping Your Child Become a Reader

## Phonics

- Help your child learn the letter sounds (listen to Jolly Phonics Songs, Play I spy)
- When your child knows some letter sounds help them blend the sounds together to read simple words.
- Help your child learn to read the tricky words fluently without sounding out.

## Read Stories to your child every day

- Reading stories to your child helps them develop a love of books, broadens their vocabulary and develops their language skills.

# Useful Links

Go to the Village Infant Website, click on:

- Learning in Reception
- Literacy
- Phonics
  - Jolly Phonics Phase 2
  - Oxford Owl (Expert help – Phonics made easy)